




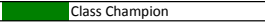

### NASA Florida Region - 2013 Race Points

	Homestead - Jan 5-6				Homestead - Mar 23-24				Sebring - Apr 27-28		Sebring - Jun 15-16				Road Atlanta - Sep 13-15		Sebring - Oct 5-6		Season	Season Total
	Race 1	Race 2	Race 3	Race 4	Race 5	Race 6	Race 7	Race 8	Race 9	Race 10	Race 11	Race 12	Race 13	Race 14	Race 15	Race 16	Race 17	Race 18	Total	After Drops
<b>American Iron</b>																				
Patrick Wehmeyer	100	100	100	90	85	90	85	0	85	68	90	90	85	0	90	90	90	85	1423	1355
Carmine Pace	85	85	85	85	80	75	70	80	68	0	70	69	80	85	85	85	75	68	1330	1194
Bruce Byerly	90	90	90	100	100	100	100	0	0	0	80	0	0	0	100	0	85	90	1025	1025
Jose G Ramirez Jr	80	80	80	80	75	80	80	90	69	70	80	70	69	0	0	0	0	0	1003	1003
Ernie Francis Jr	75	0	75	75	0	0	0	0	100	90	100	100	100	100	70	100	0	0	985	985
Dennis Ramsey	0	0	0	0	0	75	85	75	80	0	75	90	90	80	80	68	80	878	878	
Scott McKay	0	0	0	0	90	85	90	100	90	85	0	0	0	0	0	0	100	100	740	740
Jeff Lindstrom	0	0	0	0	0	0	0	0	80	75	85	85	75	80	0	0	80	75	635	635
Craig McIntyre	0	0	0	0	0	0	69	0	70	69	75	68	70	0	0	0	70	70	561	561
Reginald Dodd	0	0	0	0	0	0	0	0	0	0	0	0	0	0	75	0	69	67	211	211
Richard Golinello	0	0	0	0	0	0	0	0	67	100	0	0	0	0	0	0	0	0	167	167
Richard Bailey	0	0	0	0	70	0	0	0	0	0	0	0	0	0	0	0	0	0	70	70
Matthew Lecuyer	0	0	0	0	0	0	0	0	0	0	69	0	0	0	0	0	0	0	69	69
<b>GTS1</b>																				
Nick Riefner	0	0	0	0	50	0	50	0	0	100	100	100	50	50	0	0	0	0	500	500
William Porter	0	0	0	0	0	0	0	0	0	90	90	90	0	0	0	0	100	100	470	470
Jon Grand	0	0	0	0	0	0	0	0	0	0	0	0	0	0	0	0	85	85	170	170
Michael Camus	0	0	0	0	0	0	0	0	0	0	0	0	0	0	0	0	90	90	180	180
<b>GTS3</b>																				
Phil Williamson	85	90	90	100	85	90	90	100	100	0	80	100	90	100	0	0	0	0	1200	1200
Peter McMillan	90	100	100	0	90	0	85	0	100	100	90	0	100	90	0	0	90	0	1035	1035
Rokket Horton	100	85	0	0	100	0	0	0	100	85	85	90	85	85	0	0	0	0	815	815
Mark Bivings	0	0	0	0	80	100	100	0	0	0	0	0	0	0	0	0	0	0	280	280
Marcos Sowinski	0	0	0	0	0	0	0	0	0	0	100	85	0	0	0	0	100	0	285	285
Alejandro G Tapia	0	0	0	0	0	0	0	0	0	90	0	0	0	0	0	0	0	0	90	90
<b>GTS4</b>																				
Team RA Racing	0	0	0	0	0	0	50	50	0	0	50	50	50	50	0	0	50	50	400	400
Robert Cohen	0	0	0	0	0	0	0	0	90	100	0	0	0	0	0	0	0	0	190	190
Joseph Guinta	50	50	0	0	0	0	0	0	0	0	0	0	0	0	0	0	0	0	100	100
Michael Camus	0	0	0	0	0	0	0	0	100	0	0	0	0	0	0	0	0	0	100	100
<b>GTSU</b>																				
Eric Johnson	50	50	50	50	0	0	0	0	0	0	0	0	0	0	0	0	0	0	200	200
Dan Martinson	0	0	0	0	0	0	0	0	90	100	0	0	0	0	0	0	0	0	190	190
Tim Fox	0	0	0	0	0	0	0	0	85	90	0	0	0	0	0	0	0	0	175	175
Geoff R Isringhausen	0	0	0	0	0	0	0	0	75	85	0	0	0	0	0	0	0	0	160	160
Lukas Johnson	0	0	0	0	0	0	0	0	80	80	0	0	0	0	0	0	0	0	160	160
Gary Brousell	0	0	0	0	0	0	0	0	69	75	0	0	0	0	0	0	0	0	144	144
Robert Booth	0	0	0	0	0	0	0	0	68	69	0	0	0	0	0	0	0	0	137	137
Vernon Chevalier	0	0	0	0	0	0	0	0	70	67	0	0	0	0	0	0	0	0	137	137
Ralph Marra	0	0	0	0	0	0	0	0	66	70	0	0	0	0	0	0	0	0	136	136
Andrew Baxter	0	0	0	0	0	0	0	0	67	68	0	0	0	0	0	0	0	0	135	135
Mark Sandridge	0	0	0	0	0	0	0	0	100	0	0	0	0	0	0	0	0	0	100	100
<b>Honda Challenge 1</b>																				
Timothy Mincey Sr	100	100	50	50	50	50	50	50	50	50	0	0	50	50	0	0	0	0	700	700
Juan Paulino	90	90	0	0	0	0	0	0	0	0	0	0	0	0	0	0	0	0	180	180
Sean Yearwood	85	0	0	0	0	0	0	0	0	0	0	0	0	0	0	0	0	0	85	85
<b>Honda Challenge 3</b>																				
Ahitor Gaubeca	0	0	0	0	0	0	0	0	50	50	0	0	0	0	0	0	0	0	100	100
<b>Honda Challenge 4</b>																				
Albert Lazo	0	0	0	0	0	0	50	50	0	0	0	0	0	0	0	0	50	50	200	200
<b>Honda Challenge Unlimited</b>																				
Juan Paulino	0	0	0	0	0	0	0	0	100	0	0	0	0	0	0	0	0	0	100	100
<b>Performance Touring D</b>																				
John Adamczyk	100	100	0	100	0	0	0	0	0	0	0	0	0	0	0	0	0	0	300	300
Rick Adamczyk	90	90	100	0	0	0	0	0	0	0	0	0	0	0	0	0	0	0	280	280
Eric Powell	0	0	0	0	0	0	0	0	0	50	50	0	50	50	0	0	0	0	200	200
<b>Performance Touring F</b>																				
Josh Smith	0	0	0	0	0	0	50	50	50	50	50	50	50	0	0	0	50	50	450	450
<b>Spec Miata</b>																				
Mark Gibbons	100	90	90	90	75	85	90	90	80	0	100	100	69	80	100	100	90	68	1497	1360

	Derik Royal	80	75	85	80	69	75	69	0	70	0	75	70	70	85	90	90	0	85	1168	1168
	Scott Argow	90	85	80	85	66	66	85	65	0	69	66	68	70	0	80	75	69	69	1185	1120
	Orlande Sivacoe	85	80	75	75	64	67	68	80	0	66	65	67	69	0	75	69	67	1072	1072	
	Gar Robinson	70	100	100	100	90	65	65	100	90	100	0	0	0	0	0	0	0	880	880	
	Rick Adamczyk	0	0	0	0	65	70	70	0	67	75	85	80	75	0	0	0	0	587	587	
	John Adamczyk	0	0	0	0	100	100	100	0	100	90	64	0	0	0	0	0	0	554	554	
	Jim Blaisdell	0	0	0	0	0	0	0	0	85	85	90	90	100	100	0	0	0	550	550	
	Timothy Allen	75	70	0	0	67	68	0	0	66	0	70	67	0	0	0	80	75	638	638	
	Jeff Ware	0	0	0	0	0	0	80	75	0	0	67	68	80	0	0	85	80	535	535	
	John Watson	0	0	0	0	0	0	0	0	0	68	68	63	66	0	80	70	70	485	485	
	David Johnson	0	0	0	0	0	0	0	0	63	70	0	75	0	75	0	100	100	483	483	
	Manny Platis	0	0	0	0	68	69	75	0	69	0	0	0	0	0	0	68	90	439	439	
	Matthew Carman	0	0	0	0	0	0	0	0	62	67	65	64	0	0	0	0	0	258	258	
	Jimmy Platis	0	0	0	0	0	0	0	0	0	80	85	85	0	0	0	0	0	250	250	
	Ethan Low	0	0	0	0	0	0	0	0	0	0	69	90	90	0	0	0	0	249	249	
	Carl Phillippe Denis	0	0	0	0	70	80	85	0	0	0	0	0	0	0	0	0	0	235	235	
	Alex Bolanos	0	0	0	0	80	90	0	0	0	0	0	0	0	0	0	0	0	170	170	
	Phil Williamson	0	0	0	0	0	0	0	0	0	0	0	0	0	0	85	85	0	170	170	
	Steve Hickham Sr	0	0	0	0	85	0	67	0	0	0	0	0	0	0	0	0	0	152	152	
	Scott Dennewitz	0	0	0	0	0	0	0	0	68	80	0	0	0	0	0	0	0	148	148	
	Joe Pace	0	0	0	0	0	0	0	0	64	69	0	0	0	0	0	0	0	133	133	
	John Lettieri	0	0	0	0	0	0	0	0	61	66	0	0	0	0	0	0	0	127	127	
	Thomas Burt	0	0	0	0	0	0	0	0	75	0	0	0	0	0	0	0	0	75	75	
<b>Spec E30</b>																					
	Shawn Waggoner	100	100	100	100	100	100	100	90	0	0	85	85	85	80	85	85	75	1455	1380	
	Carlos Mendez	85	85	85	85	85	85	80	85	100	85	100	90	90	100	90	100	90	1610	1360	
	Natalie Black	90	90	90	90	0	0	0	0	0	90	80	75	75	0	0	80	80	840	840	
	Jose Diego Gonzalez	0	0	0	0	0	0	85	100	90	80	75	70	0	0	80	75	75	815	815	
	Scott McKay	0	0	0	0	0	0	0	0	0	70	100	100	100	90	100	0	0	560	560	
	Jason Greene	0	0	0	0	0	0	0	0	90	80	75	80	0	75	80	0	0	480	480	
	Aaron Nash	0	0	0	0	90	90	90	80	0	0	0	0	0	0	0	75	0	425	425	
	Ary Krau	0	0	0	0	0	0	0	0	0	0	0	0	0	0	0	90	100	190	190	
	Bruce Byerly	0	0	0	0	0	0	0	0	0	0	0	69	85	0	0	0	0	154	154	
	Pedro Luis Jimenez	0	0	0	0	0	0	0	0	0	0	0	70	70	0	0	0	0	140	140	
	Scott Knott	0	0	0	0	0	0	0	0	0	100	0	0	0	0	0	0	0	100	100	
<b>Spec3</b>																					
	Matt Tremmel	0	0	0	0	0	0	0	0	50	50	0	0	0	0	0	0	0	100	100	
<b>Spec Iron</b>																					
	Richard Bailey	0	0	0	0	0	0	0	0	50	0	50	50	50	0	0	0	90	380	380	
	Jim Pomeroy	0	0	0	0	0	0	0	0	0	0	0	0	0	0	0	100	100	200	200	
<b>Spec Z</b>																					
	Ramin Abdolvahabi	50	50	50	50	0	0	100	90	100	100	0	0	0	0	0	0	100	690	690	
	Dennis Koselak	0	0	0	0	0	0	90	100	90	90	100	0	50	0	0	0	90	610	610	
<b>Super Touring 1</b>																					
	Ramin Abdolvahabi	0	0	0	0	0	0	0	0	100	90	0	0	0	0	0	100	0	290	290	
	Scott Lawrence	0	0	0	0	0	0	0	0	0	100	0	0	0	0	100	100	0	300	300	
<b>Super Touring 3</b>																					
	Joseph Anderson	0	0	0	0	50	50	50	50	100	0	0	0	0	0	0	0	0	300	300	
	Fernando Seferlis	0	0	0	0	0	0	0	0	90	90	50	0	0	0	0	0	0	230	230	
	Eric Schmidt	0	0	0	0	0	0	0	0	0	100	0	0	0	0	50	50	0	200	200	
<b>Super Unlimited</b>																					
	Marc Fuchswanz	100	100	100	100	75	0	0	0	0	0	0	0	0	0	0	0	0	475	475	
	Henri Sicotte	0	0	0	0	80	90	90	90	0	0	0	0	0	0	0	0	0	350	350	
	Angel Clemente	0	0	0	0	0	0	0	0	0	100	100	50	50	0	0	0	0	300	300	
	Michael Legrand	0	0	0	0	0	100	85	100	0	0	0	0	0	0	0	0	0	285	285	
	Joseph Anderson	90	90	90	0	0	0	0	0	0	0	0	0	0	0	0	0	0	270	270	
	Alain Nadal	0	0	0	0	100	0	100	0	0	0	0	0	0	0	0	0	0	200	200	
	David Alejandro	0	0	0	0	0	0	0	0	100	100	0	0	0	0	0	0	0	200	200	
	Ramin Abdolvahabi	0	0	0	0	85	85	0	0	0	0	0	0	0	0	0	0	0	170	170	
	Ludovico Manfredi	0	0	0	0	90	0	0	0	0	0	0	0	0	0	0	0	0	90	90	
	Rod Hatfield	0	0	0	0	0	0	0	0	0	0	90	0	0	0	0	0	0	90	90	

How Points are assigned:

Key:

<i>Place in Class</i>	<i>Points</i>	 Dropped Race	 Class Champion	 DQ
1st	100	Per NASA FL Region CCR, section 13: When the class minimum (2) is not met, the competitor in a single racer class will only get 50 points in class as opposed to the full 100 if they raced against another competitor. There will be 15% dropped races allowed over the course of the season; 3 for the 2013 season. If you are on suspension or receive a DQ, you cannot drop those races.		
2nd	90			
3rd	85	To be eligible for the Class Championship, each driver must have participated in half of the seasons events (50%).		
4th	80			
5th	75			
6th	70			
7th	69			
8th	68			
then 1 point less for each position beyond 8th				